

<b>LS</b>	<b>VS 1</b>	<b>VS 3</b>	<b>VS 4</b>	<b>VS 1, malé kraje</b>	<b>relativní rozč absolutní rozdíl</b>		
1996	5,9502	7,1773	6,5503	6,2127	8,7365	0,6270	
1998	6,2481	7,3958	6,7314	6,4593	8,9839	0,6644	
2002	6,0114	5,7817	5,9229	6,1664	-2,4418	-0,1412	
2006	3,6599	5,7194	5,3100	4,1006	7,1584	0,4094	
2010	8,8305	8,7580	8,6140	8,7631	1,6447	0,1440	
2013	5,6980	6,1188	5,7892	5,7811	5,3873	0,3296	
2017	3,3216	7,2081	4,0953	3,5829	43,1840	3,1127	
2021	10,0584	10,0277	10,3450	10,1967	-3,1644	-0,3173	
průměr	6,2223	7,2733	6,6697	6,4079	8,68608991	0,6036	16,8925
	16,8925	9,0499			8,6861	9,0499	7,1917
					3,7578		

<b>velké kraje</b>	<b>VS 1</b>	<b>VS 3</b>	<b>VS 4</b>
1996	5,9502	5,9707	5,7959
1998	6,2481	6,5742	6,1424
2002	6,0114	5,5670	5,7817
2006	3,6599	4,7965	4,1347
2010	8,8305	8,5204	8,3321
2013	5,6980	5,5918	5,5666
2017	3,3216	4,6948	3,4180
2021	10,0584	10,0360	9,8660
průměr	6,2223	6,4689	6,1297

<b>republika</b>	<b>VS 1</b>	<b>VS 3</b>	<b>VS 4</b>
1996	5,2722	5,2722	5,2722
1998	5,6870	5,6870	5,6870
2002	5,4749	5,4749	5,4749
2006	3,0100	3,0100	3,0100
2010	8,2478	8,2478	8,2478

2013	5,2182	5,2182	5,2182
2017	2,4860	2,6455	2,6455
2021	9,5038	9,5038	9,5038
průměr	5,6125	5,6324	5,6324

RR	VS 1	VS 3	VS 4	VS 1, malé kraje	relativní rozsc	absolutní rozdíl
1996	13,6121	18,6246	16,5597	13,6750	11,0869	2,0649
1998	12,5515	18,2062	16,0817	13,2771	11,6692	2,1245
2002	13,6331	<b>15,6030</b>	<b>15,6030</b>	13,2076	0,0000	0,0000
2006	7,9209	12,6467	12,6416	8,6386	0,0403	0,0051
2010	19,5453	23,6900	22,5066	19,9397	4,9952	1,1834
2013	13,5003	20,6094	17,1645	15,2396	16,7150	3,4449
2017	7,9300	23,9947	14,0810	8,8617	41,3163	9,9137
2021	21,3296	22,4922	24,6452	21,6389	-9,5722	-2,1530
průměr	13,7529	19,4834	17,4104	14,3098	9,5313	41,6678035 26,5950441
	41,6678	-10,6395			5,7305	2,0729

velké kraje	VS 1	VS 3	VS 4
1996	13,6121	14,6871	14,1411
1998	12,5515	16,0817	13,8439
2002	13,6331	<b>15,6030</b>	<b>15,6030</b>
2006	7,9209	12,6416	10,4300
2010	19,5453	21,1228	19,6887
2013	13,5003	16,4922	17,2471
2017	7,9300	16,5013	11,5163
2021	21,3296	22,7969	21,7095
průměr	13,7529	16,9908	15,5225

republika	VS 1	VS 3	VS 4
1996	11,8433	11,8433	11,8433
1998	11,9328	11,9328	11,9328
2002	13,4800	13,4800	13,4800
2006	6,8944	6,8944	6,8944
2010	19,4662	19,4662	19,4662

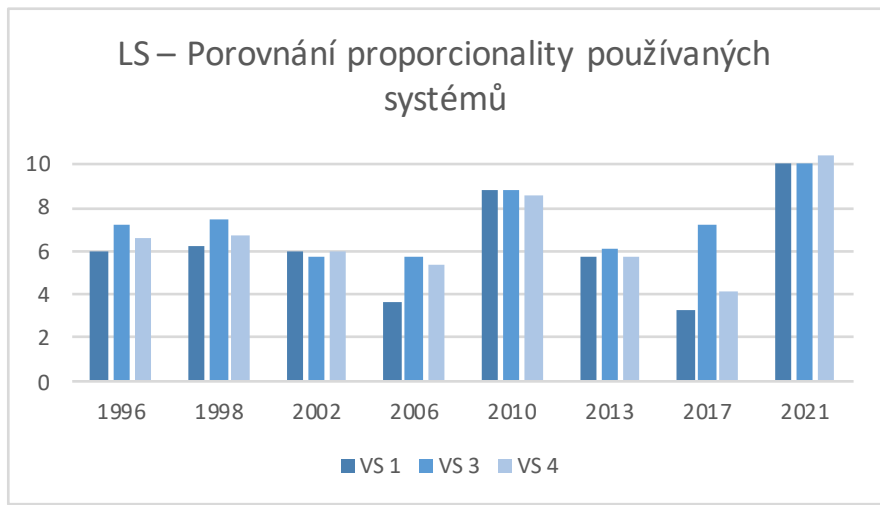
2013	14,1124	14,1124	14,1124
2017	9,0188	8,6164	8,6164
2021	20,3254	20,3254	20,3254
průměr	13,3842	13,3339	13,3339

VS 3		rozdíl	VS 4		rozdíl	
1996	<b>2</b>	<b>24650,00</b>	10383,55	2	25432,54	<b>9758,05</b>
	3	24924,44		<b>3</b>	<b>25275,49</b>	
	<b>7</b>	<b>35033,55</b>		7	<b>35033,55</b>	
	8	32556,60		8	30521,81	
	<b>13</b>	<b>31306,80</b>		<b>13</b>	<b>28460,73</b>	
	<b>14</b>	<b>28533,65</b>		<b>14</b>	<b>28533,65</b>	
1998	<b>1</b>	<b>33563,31</b>	9149,89	<b>1</b>	<b>31589,00</b>	<b>6541,47</b>
	4	25091,08		4	25477,09	
	<b>6</b>	<b>24413,42</b>		<b>6</b>	<b>25047,53</b>	
	8	29934,09		8	28632,61	
	<b>10</b>	<b>30211,53</b>		<b>10</b>	<b>28533,11</b>	
2002	<b>3</b>	<b>20575,41</b>	1836,87	3	20285,62	1946,07
	<b>21</b>	<b>20120,26</b>		<b>21</b>	<b>20120,26</b>	
	<b>22</b>	<b>21528,12</b>		<b>22</b>	<b>22066,33</b>	
	<b>24</b>	<b>21957,13</b>		<b>24</b>	<b>21957,13</b>	
2006	<b>9</b>	<b>23363,89</b>	32718,64	<b>9</b>	<b>23363,89</b>	<b>18696,99</b>
	<b>10</b>	<b>23362,53</b>		<b>10</b>	<b>23682,56</b>	
	<b>18</b>	<b>56081,17</b>		<b>18</b>	<b>42060,88</b>	
	<b>20</b>	<b>26358,77</b>		<b>20</b>	<b>26358,77</b>	
	<b>24</b>	<b>29746,62</b>		<b>24</b>	<b>32225,50</b>	
2010	<b>4</b>	<b>23713,63</b>	3755,29	<b>4</b>	<b>22765,08</b>	<b>2497,24</b>
	<b>6</b>	<b>22683,27</b>		<b>6</b>	<b>22683,27</b>	
	<b>9</b>	<b>20629,77</b>		<b>9</b>	<b>20267,84</b>	
	<b>15</b>	<b>21313,00</b>		<b>15</b>	<b>20805,55</b>	
	<b>26</b>	<b>19958,34</b>		<b>26</b>	<b>21155,84</b>	
2013	<b>1</b>	<b>20336,58</b>	<b>4724,28</b>	<b>1</b>	<b>20751,61</b>	<b>5027,04</b>

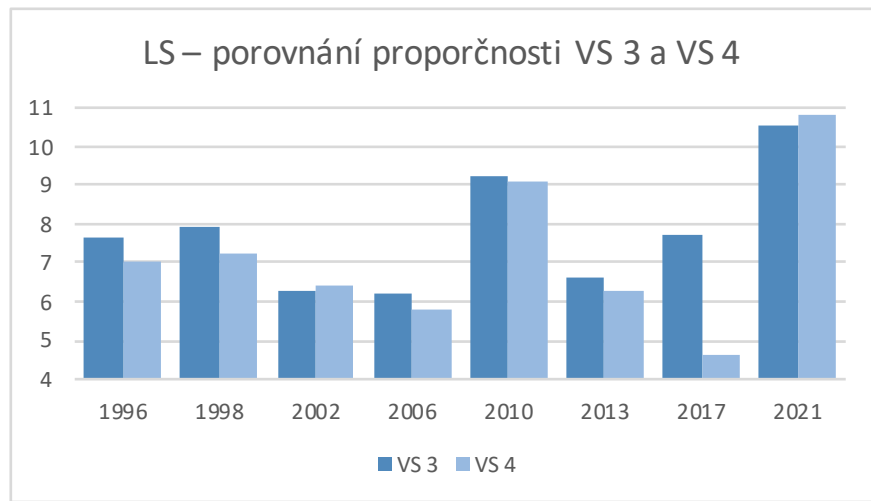
	4	22936,81		4	22087,30	
	6	24010,88		6	<b>25611,60</b>	
	11	24069,29		11	22464,67	
	17	<b>24452,79</b>		17	24452,79	
	20	<b>19728,51</b>		20	21073,64	
	21	22455,88		21	<b>20584,56</b>	
2017	1	22918,48	24460,62	1	23873,42	<b>7387,79</b>
	4	24556,47		4	24556,47	
	7	<b>43692,83</b>		7	<b>29128,56</b>	
	8	26206,67		8	24568,75	
	15	24836,05		15	22766,38	
	20	38401,57		20	29867,89	
	21	<b>19232,22</b>		21	<b>21740,77</b>	
	24	29364,30		24	26694,82	
	29	24480,64		29	23416,26	
2021	4	<b>24471,90</b>	3641,33	4	<b>25695,50</b>	<b>5443,56</b>
	13	21040,92		13	21040,92	
	17	22099,37		17	22696,65	
	20	<b>20830,57</b>		20	<b>20251,94</b>	

LS

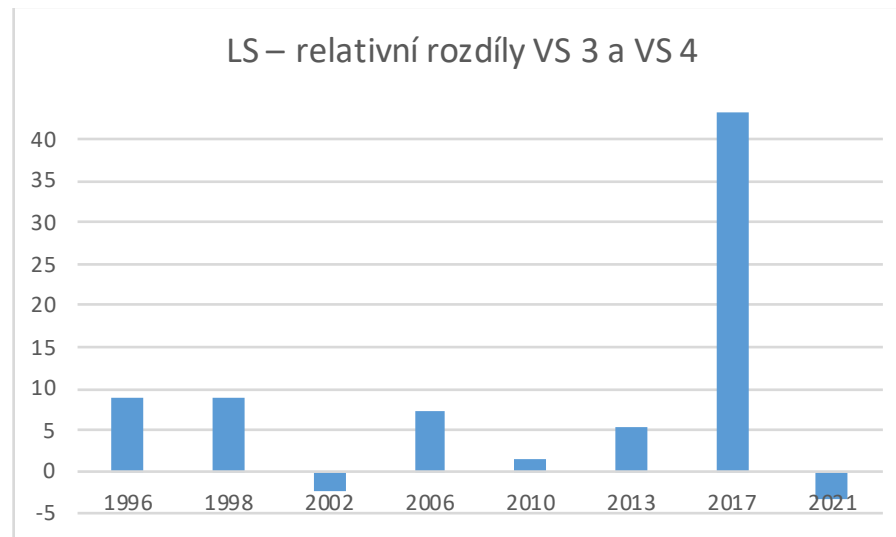
	<b>VS 1</b>	<b>VS 3</b>	<b>VS 4</b>
1996	5,9502	7,1773	6,5503
1998	6,2481	7,3958	6,7314
2002	6,0114	5,7817	5,9229
2006	3,6599	5,7194	5,3100
2010	8,8305	8,7580	8,6140
2013	5,6980	6,1188	5,7892
2017	3,3216	7,2081	4,0953
2021	10,0584	10,0277	10,3450



	<b>VS 3</b>	<b>VS 4</b>
1996	7,1773	6,5503
1998	7,3958	6,7314
2002	5,7817	5,9229
2006	5,7194	5,3100
2010	8,7580	8,6140
2013	6,1188	5,7892
2017	7,2081	4,0953
2021	10,0277	10,3450



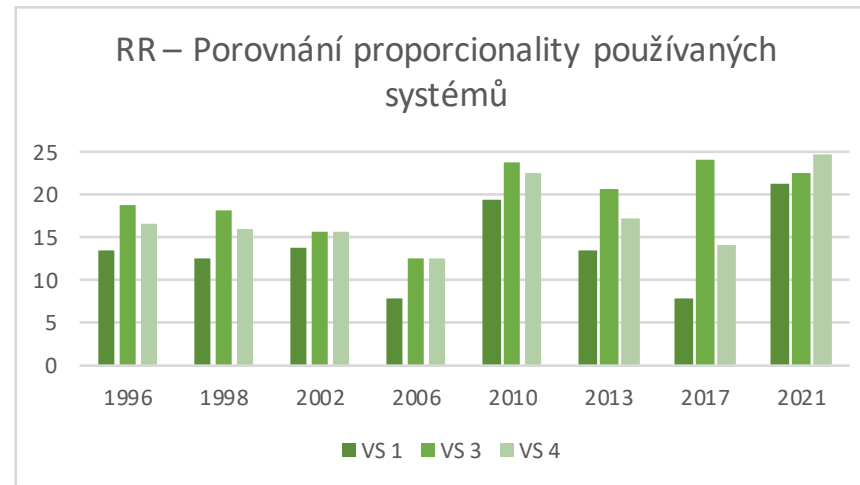
1996	8,7365
1998	8,9839
2002	-2,4418
2006	7,1584
2010	1,6447
2013	5,3873
2017	43,1840
2021	-3,1644
	8,6861



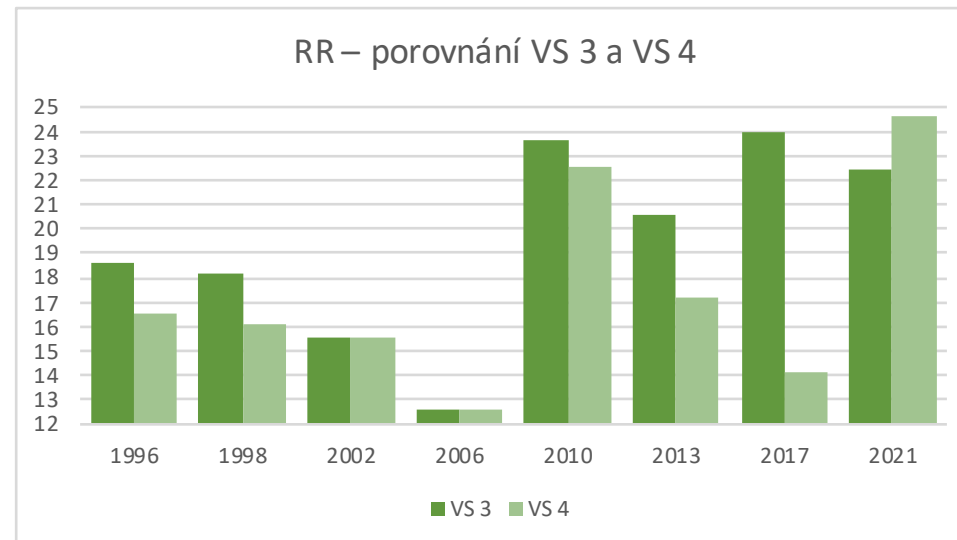


RR

	VS 1	VS 3	VS 4
1996	13,6121	18,6246	16,5597
1998	12,5515	18,2062	16,0817
2002	13,6331	<b>15,6030</b>	<b>15,6030</b>
2006	7,9209	<b>12,6467</b>	<b>12,6416</b>
2010	19,5453	23,6900	22,5066
2013	13,5003	20,6094	17,1645
2017	7,9300	23,9947	14,0810
2021	21,3296	22,4922	24,6452



	VS 3	VS 4
1996	18,6246	16,5597
1998	18,2062	16,0817
2002	<b>15,6030</b>	<b>15,6030</b>
2006	<b>12,6467</b>	<b>12,6416</b>
2010	23,6900	22,5066
2013	20,6094	17,1645
2017	23,9947	14,0810
2021	22,4922	24,6452



1996	11,0869
1998	11,6692
2002	0
2006	0,0403
2010	4,9952
2013	16,715
2017	41,3163
2021	-9,5722
	9,5313375

